



# DOCK ASH STOVE GRATES

Use this diagram to properly measure the grate you are looking to replace.



A= Inner Grate                      C= Width  
B= Overall Length of Grate      D= Length of Shaft

All grates are shipped in a flat black finish



A= 11                      B= 13  
C= 4-7/8                D= 7/8  
**05-2904**




A= 9-1/2                B= 12-1/2  
C= 3-3/4                D= 1-3/4  
**05-5262**



A= 9-1/2                B= 14-5/8  
C= 4                      D= 4  
**05-5263**



A= 9-1/2                B= 10-3/4  
C= 3-1/2                D= 1/2  
**06.0067**



A= 12-1/2                B= 13  
C= 4                      D= 5/8  
**06.0068**



A= 13-7/8                B= 19-1/8  
C= 4-3/4                D= 2  
**071-0183**




A= 16-3/4                B= 21-3/4  
C= 4-3/4                D= 2-5/8  
**071-3018**



A= 15-1/4                B= 21-3/4  
C= 4-7/8                D= 2-5/8  
**071-3019**



A= 21-1/4                B= 13  
C= 6-1/4                D= 5/8  
**10122400**



A= 13-3/4                B= 17-3/4  
C= 4                      D= 2-1/2  
**1156-1**



A= 11-1/2                B= 16-1/2  
C= 4                      D= 2-1/2  
**1156-2**



A= 13-3/4                B= 15-1/4  
C= 4                      D= 2-1/2  
**1156-3**



A= 22-1/8                B= 25-1/2  
C= 5-1/8                D= 2-1/2  
**116726**



A= 13-1/8                B= 14  
C= 2-5/8                D= 1/2  
**119644**



A= 11                      B= 12-5/8  
C= 2-1/4                D= 7/8  
**125044**



A= 19-3/4                B= 22-3/8  
C= 2-3/8                D= 1-1/4  
**15CB**



A= 22                      B= 24-5/8  
C= 4                      D= 2  
**15G**




A= 10-3/4                B= 16-3/4  
C= 3                      D= 2-3/4  
**18447**



A= 10-1/4                B= 16-1/4  
C= 3                      D= 3  
**18448**



A= 10                      B= 11-3/8  
C= 3-1/4                D=  
**208**



A= 15                      B= 19-3/8  
C= 3                      D= 3  
**2107-C**



A= 6-1/4                B= 8-1/2  
C= 4                      D= 1  
**23852**




A= 12-7/8                B= 16  
C= 7-1/8                D= 2-3/4  
**306706**



A= 21-1/8                B= 23-3/4  
C= 6-5/8                D= 2-3/47  
**40101**

# DOCK ASH STOVE GRATES



A= 10-5/8 B= 15  
C= 5 D= 3  
**40257**



A= 13-1/2 B= 15  
C= 5-1/2 D= 1/2  
**430221**



A= 13-1/2 B= 16  
C= 5-1/2 D= 1-1/2  
**430231**



A= 14-1/2 B= 19  
C= 3-1/4 D= 3-1/4  
**485**




A= 14-1/2 B= 18  
C= 3-1/4 D= 2-1/2  
**487**



A= 11-5/8 B= 14-3/4  
C= 1-1/4 D= 2  
**500-1105**



A= 12 B= 15  
C= 2-1/4 D= 1-3/4  
**500-2139**



A= 12 B= 15-3/4  
C= 2 D= 2-1/8  
**500-3720**



A= 12-1/2 B= 18-3/4  
C= 3-3/4 D= 3  
**50254**



A= 13-1/2 B= 16-3/4  
C= 2-3/4 D= 2-1/2  
**552121**



A= 14-5/8 B= 19-1/4  
C= 3 D= 2-3/4  
**7716**



A= 14-5/8 B= 19-1/4  
C= 3 D= 2-3/4  
**7717**



A= 21-3/8 B= 26  
C= 5 D= 3  
**9LLG**



A= 21-1/4 B= 25-7/8  
C= 5 D= 3  
**9LRG**



A= 13-1/8 B= 17-1/2  
C= 2-5/8 D= 1-3/4  
**AWS**



A= 8-1/2 B= 10  
C= 3 D= 5/8  
**C45**



A= 20-1/4 B= 23-7/8  
C= 3-1/4 D= 2  
**CCIG**



A= 12-1/2 B= 16-1/2  
C= 4 D= 3  
**CGL**



A= 12-1/2 B= 16-1/2  
C= 4 D= 3  
**CGR**



A= 15-3/4 B= 20-1/4  
C= 3 D= 2-1/4  
**CL45**



A= 22-1/2 B= 27-3/8  
C= 3-3/4 D= 3-3/4  
**CVG-1**



A= 15 B= 25-1/2  
C= 4 D= 8-1/2  
**CWO**




A= 17 B= 25-1/2  
C= 3-3/4 D= 5-1/4  
**CWS-F**



A= 17 B= 23  
C= 4 D= 5  
**E-2**



A= 15-1/8 B= 22  
C= 4 D= 6  
**E2-15**



A= 13-7/8 B= 17-3/4  
C= 3-1/2 D= 2  
**FCFG**




A= 17 B= 19-3/4  
C= 3-3/4 D= 1  
**G-1975**



A= 22-1/2 B= 25-3/4  
C= 4-3/4 D= 3-1/4  
**HH-4**

# DOCK ASH STOVE GRATES



A= 15      B= 16  
C= 4-1/4    D= 1  
**HHG**



A= 11-3/4    B= 19-3/4  
C= 3-1/8    D= 1  
**MK-G**



A= 13-7/8    B= 17-3/8  
C= 4-3/8    D= 1-1/4  
**OMCG**




A= 10      B= 11-3/8  
C= 3      D= 3/4  
**TG-1**



A= 14-1/2    B= 18-1/2  
C= 4-1/4    D= 2  
**WG-131**



A= 15-1/4    B= 18-7/8  
C= 3-1/2    D= 2-1/2  
**WR-SB**



A= 16-3/4    B= 20-3/4  
C= 3-3/4    D= 2-3/8  
**300-3**



A= 16-7/8    B= 26-1/2  
C= 2-7/8    D= 6  
**301902**



A= 20      B= 26-1/2  
C= 6-1/2    D= 6  
**BBG**


# LID LIFTERS

- L-1      Cast Iron Basic Lid Lifter (Narrow Tongue)
- P-1      Cast Iron with a Spring Wire Handle
- J-1      Fancy Cast Iron Lid Lifter

- L-1      12 per ct.
- P-1      12 per ct.
- J-1      12 per ct.



# CAST IRON STOVE COVERS/LIDS




Size	Stock #	Weight
3 1/8"	L-3.125	1
4 3/8"	L-4.375	1
4 3/4"	L-4.75	1

Size	Stock #	Weight	Size	Stock #	Weight
5"	L-5	1	7 1/2"	L-7.5	3
5 1/4"	L-5.25	1	7 11/16"	L-7.688	3
5 3/8"	L-5.375		7 3/4"	L-7.75	3
5 7/16"	L-5.4375	2	7 13/16"	L-7.8125	4
5 5/8"	L-5.625	2	7 15/16"	L-7.938	5
5 3/4"	L-5.75	2	8"	L-8	5
5 7/8"	L-5.875	2	8 1/8"	L-8.125	5
6"	L-6	2	8 3/16"	L-8.188	3
6 1/8"	L-6.125	2	8 1/4"	L-8.25	4
6 1/4"	L-6.25	2	8 1/2"	L-8.5	4
6 1/2"	L-6.5	3	8 3/4"	L-8.75	4
6 3/4"	L-6.75	3	9 3/16"	L-9.1875	5
7"	L-7	2	9 1/4"	L-9.25	5
7 1/8"	L-7.125	3	9 3/8"	L-9.375	
7 1/4"	L-7.25	2	9 7/16"	L-9.44	6
7 3/8"	L-7.375		9 1/2"	L-9.5	5
			10 7/8"	L-10.875	

*If you have an older stove with a different sized cover, call and we'll try to locate the right one for you.*

# DUPLEX STOVE GRATES

Use this diagram to properly measure the grate you are looking to replace.




A= Inner Grate  
 B= Overall Length of Grate  
 C= Width  
 D= Length of Shaft



End view of duplex grate.


All grates are shipped in a flat black finish



A= 10-3/4 B= 15-1/4  
 C= 2-3/4 D= 3-1/2  
**316-SG**



A= 13-1/4 B= 19  
 C= 2-3/4 D= 5  
**318-LG**



A= 13 B= 15-1/2  
 C= 2-3/4 D= 1-3/4  
**318-SG**



A= 18 B= 23-1/4  
 C= 3 D= 3-1/4  
**33646R**



A= 18 B= 23-1/8  
 C= 3 D= 3  
**33647R**



A= 14-3/4 B= 18-1/2  
 C= 3 D= 2-1/2  
**3900**



A= 14-3/4 B= 19  
 C= 3 D= 3  
**3901**



A= 14 B= 20  
 C= 3-1/4 D= 4-1/4  
**40211**



A= 14 B= 17-3/4  
 C= 3-1/4 D= 2-1/4  
**40212**



A= 14-1/4 B= 19-1/2  
 C= 3 D= 3-1/2  
**480**



A= 14-1/4 B= 22-1/4  
 C= 3 D= 4-1/4  
**481**



A= 14-1/4 B= 20-3/4  
 C= 3 D= 3-1/4  
**482**



A= 12-3/4 B= 16  
 C= 2-3/4 D= 2-1/4  
**483**



A= 12-3/4 B= 19-3/4  
 C= 2-3/4 D= 6  
**484**




A= 14 B= 19-1/4  
 C= 3 D= 3-3/8  
**510251**



A= 14 B= 17-3/4  
 C= 3 D= 2-1/8  
**510252**



A= 14-1/2 B= 18-3/4  
 C= 3 D= 2-1/4  
**5262R**



A= 14-1/2 B= 19  
 C= 3 D= 3  
**5263R**




A= 18 B= 22-3/4  
 C= 3 D= 3  
**5283**



A= 18-1/4 B= 23  
 C= 3 D= 3-1/4  
**6499**



A= 12-3/8 B= 16-3/8  
 C= 2-1/2 D= 3  
**700-0377**



A= 8-1/4 B= 12  
 C= 2-1/2 D= 3  
**700-0428**



A= 11 B= 17-3/4  
 C= 2-5/8 D= 5-3/4  
**700-1084**



A= 15-3/8 B= 23  
 C= 3 D= 6-3/4  
**700-1086**

# DUPLEX STOVE GRATES



A= 16-1/4 B= 19-1/2  
C= 3-1/2 D= 1-3/4  
**8188**



A= 13-3/4 B= 18-1/4  
C= 3 D= 2-1/2  
**AAG-L**



A= 13-1/4 B= 16-1/4  
C= 2-3/4 D= 2-1/2  
**G-17**



A= 13-1/4 B= 15-1/2  
C= 2-3/4 D= 1-1/2  
**G-18**




A= 14-1/2 B= 18-1/2  
C= 3 D= 2-3/4  
**HHG-L**




A= 14-1/2 B= 20  
C= 3 D= 1-1/2  
**J-58**



A= 16-1/4 B= 20-1/2  
C= 2 D= 2  
**J-JB-47**



A= 11-3/4 B= 15-1/2  
C= 2-1/4 D= 2  
**1371649R**



A= 10-3/4 B= 17  
C= 2-1/2 D= 5-1/4  
**316-LG**



A= 18-1/4 B= 22-3/4  
C= 3 D= 3-1/4  
**6498**



A= 12-1/2 B= 20-1/2  
C= 2-1/2 D= 7  
**700-1085**



A= 13-3/4 B= 18-1/4  
C= 3 D= 2-1/4  
**AAG-S**



A= 14-1/2 B= 17-1/2  
C= 3 D= 1-1/2  
**HHG-S**



A= 14-1/2 B= 21  
C= 3 D= 1-3/4  
**J-59**



A= 18-1/4 B= 21-1/4  
C= 2 D= 2-1/4  
**J-JB-46**

## STOVE SPEARS/FIRE FENCES



**13-126-1**  
15/32" Base  
5 1/2" Tall



**45-6914**  
1/2" Base  
4" Tall



**13-124-2**  
9/16" Base  
5 1/2" Tall



**13-126-13**  
5/8" Base  
6" Tall



**45-215**  
1" Base  
4 3/8" Tall

## OVEN GAUGES



### RECESSED MOUNT

Inside dim. 2 1/4"  
Outside dim. 2 3/8"

**OT-1**



### SURFACE MOUNT

Fits Glenwood and other  
Antique Stoves  
Outside dim. 5"  
Inside dim. N/A

**T2**



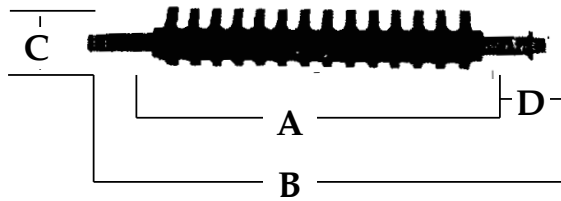
### SURFACE MOUNT

Outside dim. 3"  
Inside dim. N/A

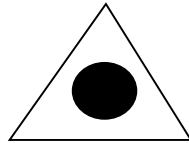
**T3**

# TRIPLEX GRATES

Use this diagram to properly measure the grate you are looking to replace.



A= Inner Grate  
 B= Overall Length of Grate  
 C= Width  
 D= Length of Shaft



End view of triplex grate.


All grates are shipped in a flat black finish



A= 13-1/2 B= 17-1/2  
 C= 2-1/4 D= 4  
**280G**



A= 13-1/2 B= 22  
 C= 3 D= 6-1/2  
**GO-50-1900**



A= 14-5/8 B= 23-3/8  
 C= 2-3/4 D= 6-5/8  
**SO-5-LBR**



A= 15-3/4 B= 21-1/4  
 C= 2-1/2 D= 3  
**490**



A= 15-3/4 B= 25  
 C= 2-1/2 D= 6  
**491**




A= 16-1/2 B= 31-1/2  
 C= 3-3/4 D= 13-5/8  
**1260**



A= 8-3/4 B= 17  
 C= 3-7/8 D= 6-7/8  
**8-1-418-518**



A= 5-1/4 B= 13-1/8  
 C= 2 D= 6  
**GW-2-16**



A= 5-1/4 B= 14-1/4  
 C= 2 D= 5-1/2  
**GW-14-16**



A= 7-3/4 B= 15-1/2  
 C= 2-1/4 D= 7  
**WO-16-SBL**



A= 7-1/2 B= 14-1/2  
 C= 2-1/4 D= 6  
**WO-16-SBR**



A= 7-1/4 B= 14-1/8  
 C= 2-3/4 D= 5-1/2  
**MM-314**



A= 7-3/4 B= 15-3/4  
 C= 2-3/8 D= 5-3/8  
**SO-3-SBL**



A= 7-3/4 B= 15-3/4  
 C= 2-1/2 D= 5-1/2  
**SO-3-SBR**



A= 8-1/8 B= 16  
 C= 2-3/8 D= 5-1/4  
**OA-161-SR**



A= 8-1/2 B= 18  
 C= 2-3/4 D= 6-1/4  
**SO-4-SBL**



A= 8-1/4 B= 18  
 C= 2-1/2 D= 6  
**SO-4**



A= 8-5/8 B= 17-1/4  
 C= 2-5/8 D= 7-1/2  
**WO-18-L**




A= 8-1/2 B= 16  
 C= 2 D= 6  
**GW-20-1900**




A= 8-1/2 B= 16-1/2  
 C= 2-3/4 D= 6-1/4  
**GO-40-8**

# TRIPLEX GRATES



A= 8-3/4    B= 14-3/4  
C= 2        D= 4-1/4  
**GW-14-15**



A= 10        B= 19-1/2  
C= 2-3/4    D= 6-1/4  
**SO-5-SBL**



A= 10        B= 19-1/2  
C= 2-3/4    D= 6  
**SO-5-SBR**



A= 10-1/2    B= 16  
C= 2-1/4    D= 4-1/4  
**WO-16-LB**



A= 11        B= 18  
C= 2-1/4    D= 5-1/2  
**GW-30**




A= 11        B= 18-5/8  
C= 3         D= 6-1/2  
**SO-20-SBR**




A= 12        B= 20  
C= 2-3/8    D= 6-3/8  
**SO-3-LBL**



A= 12        B= 20  
C= 2-1/4    D= 6-1/2  
**SO-3-LBR**



A= 12        B= 19-1/2  
C= 2-3/4    D= 5-3/4  
**GO-40-7**



A= 12-3/8    B= 18-3/4  
C= 2-3/4    D= 5-1/2  
**WO-18-RC**



A= 12-5/8    B= 18  
C= 2-3/4    D= 4-1/2  
**WO-18-LC**



A= 13        B= 16-1/4  
C= 2-3/4    D= 1  
**JA-SB**




A= 13        B= 18-1/2  
C= 2-3/4    D= 4  
**JA-LB**




A= 13-1/2    B= 22-1/2  
C= 2-1/2    D= 7  
**SO-4-LBR**




A= 13-5/8    B= 22-1/4  
C= 2-3/4    D= 7  
**SO-4-LBL**



A= 14        B= 19-1/4  
C= 2-1/2    D= 3-1/2  
**489**



A= 14        B= 21  
C= 2-1/2    D= 3-1/2  
**488**



A= 14        B= 23  
C= 2-1/2    D= 5-1/2  
**492**



A= 14-1/2    B= 21-7/8  
C= 3         D= 6-1/4  
**SO-20-LBL**



A= 14-1/2    B= 22  
C= 3         D= 6-1/4  
**SO-20-LBR**



A= 15        B= 23-3/4  
C= 2-7/8    D= 6-3/4  
**SO-5-LBL**



A= 15-1/2    B= 25  
C= 3         D= 7-1/2  
**12419**

## SHAKER HANDLES

**GRATE SHANK SIZE**  
40214    1/2" Square Shank, 6 per ct  
05-5267    5/8" Square  
131415    3/4" Square Shank, 6 per ct



# ROUND DUMP GRATES & SLIDES


## Stove Grates, Round Dump

To find the right grate for your wood stove measure your existing grate and look for the correct grate size to replace in your stove.


*\*All stove grates are shipped in a flat black finish.*




Stove grate, round dump  
5-1/2" shown with slide  
**MG-1** Grate  
**MS-1** Draw



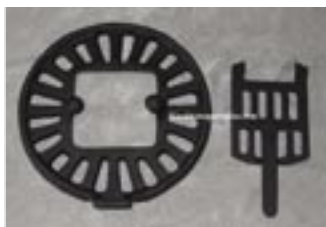
Stove grate, round dump  
10-3/8" shown with slide  
**60G** Grate  
**60D** Draw



Stove grate, round dump  
7-1/4" shown with slide  
**AFG-7.25** Grate  
**AFD-7.25** Draw



Stove grate, round dump  
9" shown with slide  
**AFG-9** Grate  
**AFD-9** Draw



Stove grate, round dump  
10-1/4" shown with slide  
**CWG** Grate  
**CWD** Draw



Stove grate, round dump  
10-3/4" shown with slide  
**AFG-10.75** Grate  
**AFD-10.75** Draw



Stove grate, round dump  
11-1/2" shown with slide  
**NGG** Grate  
**NDD** Draw




Stove grate, round dump  
12-1/4" shown with slide  
**40043** Grate  
**40044** Draw



Stove grate, round dump  
13-1/4" shown with slide  
**AFG-13.25** Grate  
**AFD-13.25** Draw



Stove grate, round dump  
16-1/4" shown with slide  
**AFG-16.25** Grate  
**AFD-16.25** Draw



Stove grate, round dump  
6-7/8" shown with slide  
**5382R** Grate  
**5383R** Draw



Stove grate, round dump  
7" shown with slide  
**R-15G** Grate  
**R-15D** Draw

# ROUND DUMP GRATES & SLIDES




Stove grate, round dump  
7-1/2" shown with slide  
**C-5G** Grate  
**C-5D** Draw




Stove grate, round dump  
7-3/4" shown with slide  
**5395R** Grate  
**5394R** Draw



Stove grate, round dump  
8" shown with slide  
**41427** Grate  
**4145** Draw



Stove grate, round dump  
10" shown with slide  
**40476** Grate  
**40476A** Slide



Stove grate, round dump  
9-1/2" shown with slide  
**5009** Grate  
**5013** Draw



Stove grate, round dump  
9-3/4" shown with slide  
**50G** Grate  
**50D** Draw



Stove grate, round dump  
10-1/2" shown with slide  
**671** Grate  
**672** Draw




Stove grate, round dump  
11-3/8" shown with slide  
**947R** Grate  
**1979DR** Draw



Stove grate, round dump  
12" shown with slide  
**AJ-5G** Grate  
**AJ-5GF** Draw



Stove grate, round dump  
12" shown with slide  
**5029** Grate  
**15637R** Draw



Stove grate, round dump  
12-3/8" shown with slide  
**235101-66R** Grate  
**19790R** Draw



Stove grate, round dump  
12-1/2" shown with slide  
**106** Grate  
**107A** Draw




Stove grate, round dump  
13-1/4" shown with slide  
**AFG-13.25** Grate  
**AFD-13.25** Draw



Stove grate, round dump  
12-1/4" shown with slide  
**8-7** Grate  
**8-8** Draw

## SHAKER HANDLES




**40045** 8" Regular Handle  
**LSH** 15" Extra long

## KAOWOOL PAPER

- Low thermal conductivity and heat storage
- Thin, flexible high temperature insulation
- Easily die-cut to form complex shapes for high temperature gasketing
- Conforms easily to complex shapes
- Non-wetting to molten aluminum

Kaowool papers are uniquely designed from Kaowool bulk and organic binders in a unique paper making process. Kaowool Papers are specifically processed to offer excellent performance in high-temperature applications. Kaowool Papers offers an alternative to traditional solutions due to its unique properties of high refractoriness and excellent non-wetting characteristics.

Standard sizes, sold per foot.



	Nominal Thickness	Width
<b>SW-8</b>	1/8"	24"
<b>SW-4</b>	1/4"	24"

# ROUND SHAKER GRATES



5-3/4" with Handle  
SG-3



5-1/2" with Handle  
2385-157



6-5/8" with Handle  
AFRG-6.625



7-1/2" with Handle  
AFRG-7.5



8-3/8" with Handle  
RCG



7" with Handle  
AJ-2G




7-1/4"  
100633



7-1/4"  
102424



8-1/2" with Handle  
102957



8-3/4" with Handle  
D-5G



9"  
AFRG-9



9-1/2"  
AFRG-9.5




9-1/2" with Handle  
RO-16



10"  
AJ-4G



10-1/4" with Handle  
R60



10-3/4"  
1201CG

# ROUND SHAKER GRATES



11" with Handle  
CS-G1



---  
101880



11-3/4" with Handle  
CCG-2



11-3/4" with Handle  
CCG-3



11"  
313



12" with Handle  
AFRG-12



12-1/2"  
AFRG-12.5



13-1/4"  
310A



14"  
8143



15"  
X30



Round 2 pc  
SCG-LH Left Half  
SCG-RH Right Half



17" with Handle  
J-1G




18"  
309



24" 2 pc  
323

## DRAFT KNOB Spinner/Shutter



- 40379 Threaded, High Profile, 3 5/8" Round
- 40056 Flat Profile, 3 5/8" Round/Flat
- GDW 3" Draft Wheel, High Profile

# SQUARE STOVE GRATES



8-5/8 x 7  
4201557



9-1/2 x 7-3/8  
1839



9-3/4 x 7-3/4  
4376




10 x 7-1/4  
4201559



10 x 7-3/4  
17217



10 x 10  
70130-R



10-3/8 x 9-3/4  
40263




11-3/8 x 9-3/4  
40076



12 x 10  
05-0002



11 x 11-3/4  
510160




12 x 10-3/4  
309206



12-1/2 x 9  
5252R



9 x 7-1/4  
4201539



12 x 9-1/2  
332



12 x 10  
35308



13 x 12  
316



13-3/4 x 10  
05-0001



13-3/4 x 13  
303



14-1/2 x 14-1/2  
305




15 x 13-3/4  
327

# SQUARE STOVE GRATES




5-1/2 x 5  
420151



6-1/2 x 5-1/2  
4200235



7-1/4 x 6-3/4  
4201560




6-1/2 x 5-3/4  
4200735



12-1/2 x 10  
5246R




12-5/8 x 10-1/4  
V-1



13-1/4 x 12  
309204




14-1/2 x 12-1/4  
6054




15 x 9-3/4  
40232



16-1/4 x 13  
40268



13-1/8 x 12-1/4  
5227R



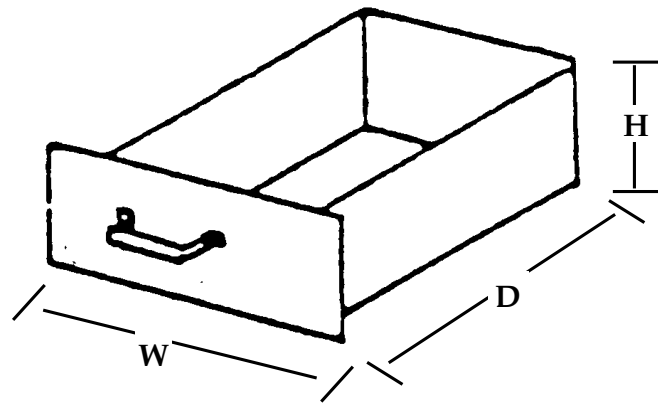
14-1/4 x 12-3/4  
7801



13-1/4 x 13-1/2  
6487

# CUSTOM ASH PANS

We can make you any size ash pan that you require in our shop. Just provide us the depth, width & height, and any other requirements.



- W x D = Sq." Size up to
- AP-S 60" sq.
  - AP-M 120" sq.
  - AP-L 180" sq.
  - AP-X 240" sq.

Over 240 square inches... Call for pricing. (AP-XL)  
Unless otherwise specified, handle is on W side.


Ash pans fit loose — 1/8" to 1/4" over/under is normal.

Deduct 1" from depth for handle. **PLEASE FAX US YOUR DRAWING.**


# RECTANGULAR STOVE GRATES




16 x 4  
317




6-3/4 x 4-3/4  
6000250




8-3/4 x 5-3/4  
100899




7-1/2 x 4-1/2  
2610-018



10-3/4 x 8-5/8  
4678




9 x 6-3/4  
4903



8-1/2 x 5-5/8  
4225447




9-3/4 x 5  
17218




8-1/4 x 5-5/8  
4200486



10 x 7  
80331



10-1/4 x 5-1/2  
4200636



11 x 7  
4201556



3 x 15  
06.0040



12-1/4 x 3  
06.0107



20 x 11  
320



21 x 8-1/2  
333




19-1/2 x 5-1/2  
LWG



19 x 4-1/2  
204CH



17-1/2 x 7-3/4  
328




17 x 11  
301

# RECTANGULAR STOVE GRATES



4-3/8 x 15-1/8  
130-1851




13-1/2 x 8-7/8  
28784




21 x 7-1/4  
1856



14 x 6-3/4  
312



14-1/2 x 6-1/4  
700-0409




14-1/4 x 8-5/8  
CH-1



15 x 7  
G-9




15 x 8-1/2  
560191



13-1/4 x 9  
130-6050



12 x 8-3/4  
130-1365



12-1/2 x 5  
5247R



13 x 6-1/4  
C51165



11-1/4 x 6  
700-0430



10-1/4 x 7-1/4  
8034



15 x 9-3/4  
700-1148



10-3/4 x 7-5/8  
510394



13 x 9-1/2  
700-1118



17-3/4 x 5-1/2  
3384-260



18 x 6-3/4  
308709




16 x 8-1/4  
309215


# RECTANGULAR STOVE GRATES



17-1/2 x 7  
331



12 x 6  
311



12 x 8  
4201538




13-1/2 x 9  
315



15 x 10-1/2  
330



15-1/4 x 6-3/4  
SG-5



15-1/4 x 7-1/2  
1834



15-3/4 x 7-3/4  
10100900




16-5/8 x 8-1/8  
WSS-6



15 x 20-1/8  
12914



17-7/8 x 8-1/8  
HM-2211



17-5/8 x 12  
302



18-5/8 x 8-5/8  
C50745




18-1/2 x 13-3/8  
40248



19-1/2 x 7  
318



19-1/2 x 9-1/2  
319



15 x 4-1/2  
700-0347



14 x 5-3/4  
CR-8



16-1/2 x 6-1/4  
40201



16-3/4F x 9-1/2D x 13-1/2R  
130-7434


# RECTANGULAR STOVE GRATES



21 x 14  
130-1256



21-1/2 x 6-1/2  
2348-220




22 x 11-1/2  
13306



24 x 8  
326




24-3/4 x 4-1/2  
130-1275



25-1/2 x 7-1/2  
304



11-5/8 x 13-3/4  
9133R



12-3/4 x 12-3/8  
30373R



18-1/4 x 18-1/2  
HM-1

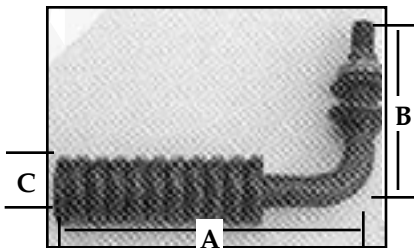


Rectangular Dump  
NWG

# STORE DOOR HANDLES


## WOODEN DOOR HANDLES

6088 is Handle Shown



	A	B	C
89189	4"	7 1/2"	1 1/2"
89354	4"	3 1/2"	1"
6088A	4 1/2"	2 1/2"	1"
36117	4"	5 1/2"	1 1/2"
24822	Wood Handle Only		

## ASH DOOR HANDLES



	A	B	C
40091	4"	3"	1 1/2"
20763R*	4"	3"	1 1/2"
40047	4"	3"	1 5/8"

\* Latch Included